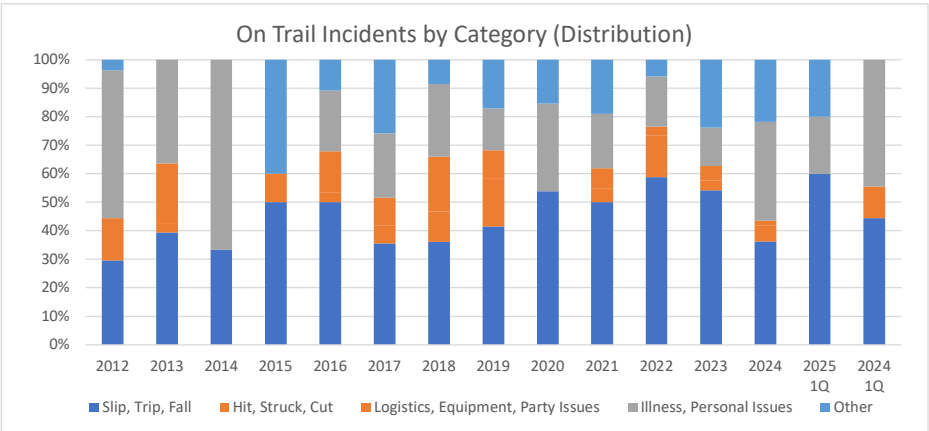
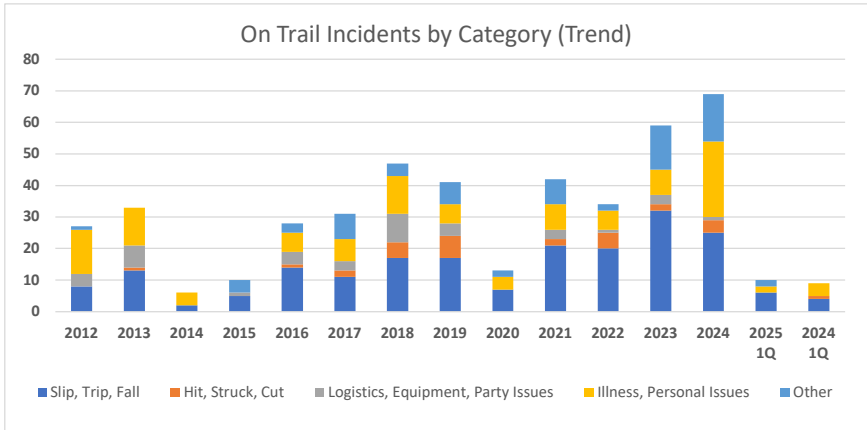


On Trail Incidents by Category

(Hiking, Backpacking, Bikepacking, Stewardship, Trail Running, Urban Walking, Exploring Nature, Naturalists, Photography, Global Adventure)

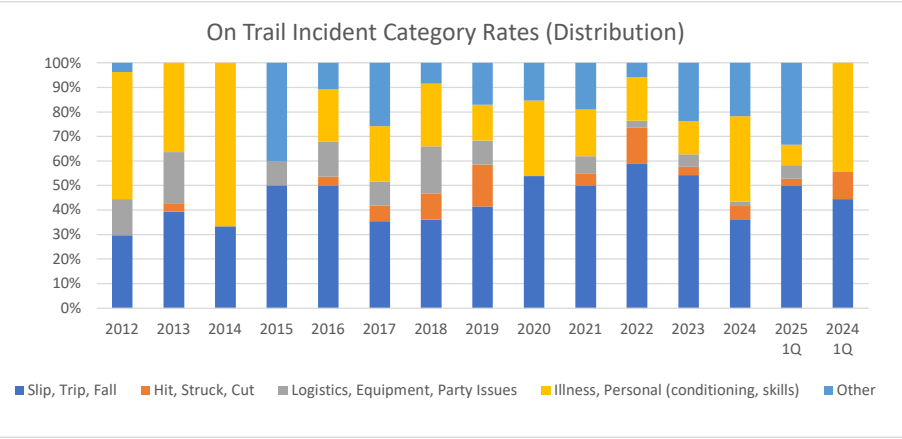
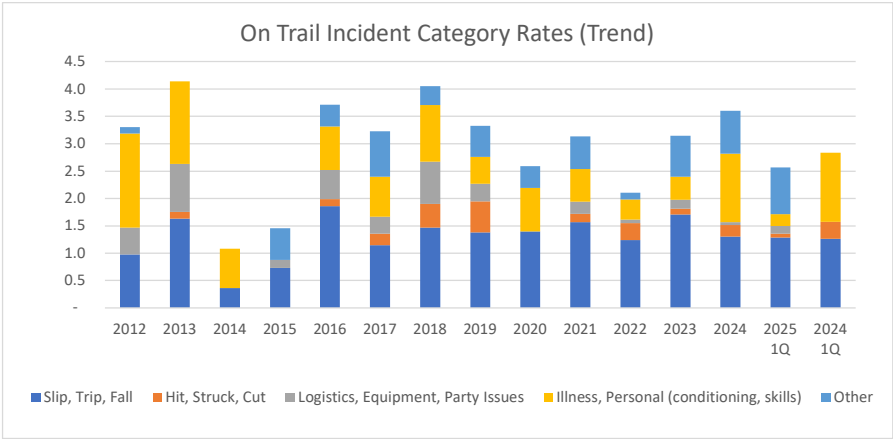
	Through 1Q 2025														
	2012	2013	2014	2015	2016	2017	2018	2019	2020	2021	2022	2023	2024	2025 1Q	2024 1Q
Slip, Trip, Fall	8	13	2	5	14	11	17	17	7	21	20	32	25	6	4
Hit, Struck, Cut	0	1	0	0	1	2	5	7	0	2	5	2	4	0	1
Logistics, Equipment, Party Issues	4	7		1	4	3	9	4		3	1	3	1	0	0
Illness, Personal Issues	14	12	4	0	6	7	12	6	4	8	6	8	24	2	4
Other	1	0	0	4	3	8	4	7	2	8	2	14	15	2	0
Total	27	33	6	10	28	31	47	41	13	42	34	59	69	10	9
Slip, Trip, Fall %	30%	39%	33%	50%	50%	35%	36%	41%	54%	50%	59%	54%	36%	60%	44%
Hit, Struck, Cut %	0%	3%	0%	0%	4%	6%	11%	17%	0%	5%	15%	3%	6%	0%	11%
Logistics, Eqpmt, Party Issues %	15%	21%	0%	10%	14%	10%	19%	10%	0%	7%	3%	5%	1%	0%	0%
Illness, Personal Issues %	52%	36%	67%	0%	21%	23%	26%	15%	31%	19%	18%	14%	35%	20%	44%
Other	4%	0%	0%	40%	11%	26%	9%	17%	15%	19%	6%	24%	22%	20%	0%



On Trail Incident Rates by Category

(Hiking, Backpacking, Bikepacking, Stewardship, Trail Running, Urban Walking, Exploring Nature, Naturalists, Photography, Global Adventure)

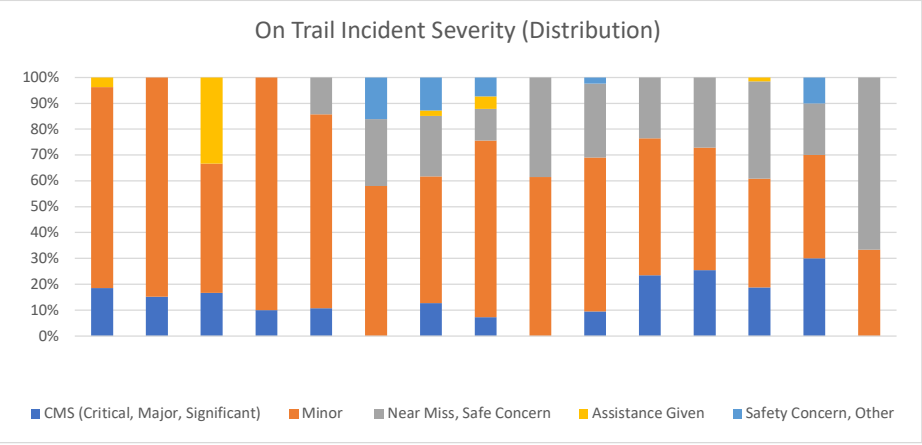
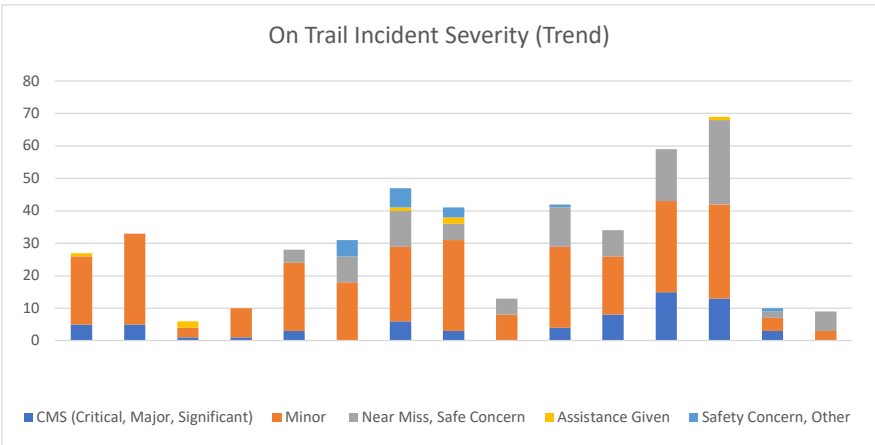
	Through 1Q 2025														
	2012	2013	2014	2015	2016	2017	2018	2019	2020	2021	2022	2023	2024	2025 1Q	2024 1Q
Slip, Trip, Fall	1.0	1.6	0.4	0.7	1.9	1.1	1.5	1.4	1.4	1.6	1.2	1.7	1.3	1.3	1.3
Hit, Struck, Cut	-	0.1	-	-	0.1	0.2	0.4	0.6	-	0.1	0.3	0.1	0.2	0.1	0.3
Logistics, Equipment, Party Issues	0.5	0.9	-	0.1	0.5	0.3	0.8	0.3	-	0.2	0.1	0.2	0.1	0.1	-
Illness, Personal (conditioning, skills)	1.7	1.5	0.7	-	0.8	0.7	1.0	0.5	0.8	0.6	0.4	0.4	1.3	0.2	1.3
Other	0.1	-	-	0.6	0.4	0.8	0.3	0.6	0.4	0.6	0.1	0.7	0.8	0.9	-
Total	3.3	4.1	1.1	1.5	3.7	3.2	4.1	3.3	2.6	3.1	2.1	3.1	3.6	2.6	2.8
Slip, Trip, Fall	30%	39%	33%	50%	50%	35%	36%	41%	54%	50%	59%	54%	36%	50%	44%
Hit, Struck, Cut	0%	3%	0%	0%	4%	6%	11%	17%	0%	5%	15%	3%	6%	3%	11%
Logistics, Equipment, Party Issues	15%	21%	0%	10%	14%	10%	19%	10%	0%	7%	3%	5%	1%	6%	0%
Illness, Personal (conditioning, skills)	52%	36%	67%	0%	21%	23%	26%	15%	31%	19%	18%	14%	35%	8%	44%
Other	4%	0%	0%	40%	11%	26%	9%	17%	15%	19%	6%	24%	22%	33%	0%



On Trail Incidents by Severity

(Hiking, Backpacking, Bikepacking, Stewardship, Trail Running, Urban Walking, Exploring Nature, Naturalists, Photography, Global Adventure)

	Through 1Q 2025														
	2012	2013	2014	2015	2016	2017	2018	2019	2020	2021	2022	2023	2024	2025 1Q	2024 1Q
CMS (Critical, Major, Significant)	5	5	1	1	3	0	6	3	0	4	8	15	13	3	0
Minor	21	28	3	9	21	18	23	28	8	25	18	28	29	4	3
Near Miss, Safe Concern	0	0	0	0	4	8	11	5	5	12	8	16	26	2	6
Assistance Given	1	0	2	0	0	0	1	2	0	0	0	0	1	0	0
Safety Concern, Other	0	0	0	0	0	5	6	3	0	1	0	0	0	1	0
Total	27	33	6	10	28	31	47	41	13	42	34	59	69	10	9
CMS %	19%	15%	17%	10%	11%	0%	13%	7%	0%	10%	24%	25%	19%	30%	0%
Minor %	78%	85%	50%	90%	75%	58%	49%	68%	62%	60%	53%	47%	42%	40%	33%
Near Miss, Safe Concern %	0%	0%	0%	0%	14%	26%	23%	12%	38%	29%	24%	27%	38%	20%	67%
Assistance Given %	4%	0%	33%	0%	0%	0%	2%	5%	0%	0%	0%	0%	1%	0%	0%
Safety Concern, Other %	0%	0%	0%	0%	0%	16%	13%	7%	0%	2%	0%	0%	0%	10%	0%



On Trail Incident Rates by Severity

(Hiking, Backpacking, Bikepacking, Stewardship, Trail Running, Urban Walking, Exploring Nature, Naturalists, Photography, Global Adventure)

	Through 1Q 2025														
	2012	2013	2014	2015	2016	2017	2018	2019	2020	2021	2022	2023	2024	2025 1Q	2024 1Q
CMS (Critical, Major, Significant)	0.6	0.6	0.2	0.1	0.4	-	0.5	0.2	-	0.3	0.5	0.8	0.7	0.4	-
Minor	2.6	3.5	0.5	1.3	2.8	1.9	2.0	2.3	1.6	1.9	1.1	1.5	1.5	1.4	0.9
Near Miss, Safe Concern	-	-	-	-	0.5	0.8	0.9	0.4	1.0	0.9	0.5	0.9	1.4	0.9	1.9
Assistance Given	0.1	-	0.4	-	-	-	0.1	0.2	-	-	-	-	0.1	-	-
Safety Concern, Other	-	-	-	-	-	0.5	0.5	0.2	-	0.1	-	-	-	-	-
Total	3.3	4.1	1.1	1.5	3.7	3.2	4.1	3.3	2.6	3.1	2.1	3.1	3.6	2.6	2.8
CMS (Critical, Major, Significant)	19%	15%	17%	10%	11%	0%	13%	7%	0%	10%	24%	25%	19%	14%	0%
Minor	78%	85%	50%	90%	75%	58%	49%	68%	62%	60%	53%	47%	42%	53%	33%
Near Miss, Safe Concern	0%	0%	0%	0%	14%	26%	23%	12%	38%	29%	24%	27%	38%	33%	67%
Assistance Given	4%	0%	33%	0%	0%	0%	2%	5%	0%	0%	0%	0%	1%	0%	0%
Safety Concern, Other %	0%	0%	0%	0%	0%	16%	13%	7%	0%	2%	0%	0%	0%	0%	0%

